

# **Europa a migracje międzynarodowe: perspektywa interdyscyplinarna**

**Semestr zimowy**

**Rok akademicki 2016/2017**

**Zina Wolska 67651**

**Aleksandra Podlowska 68744**

**Dariusz Szymański 68574**





# Metody i narzędzia analizy ekonomicznej zjawiska migracji nieregularnych

- Formowanie problemu i pytań badawczych
- Analiza i synteza danych pierwotnych Europejskiego Urzędu Statystycznego
- Analiza i synteza danych wtórnych różnych źródeł m.in. Frontex
- Szeregi czasowe, dane przekrojowe i wielkości absolutne oraz ich interpretacja

## Pytania badawcze


- Czym są migracje nieregularne i jakie są ich przyczyny?
- W jaki sposób definiuje się to zjawisko w instytucjach UE?
- Jakie są kierunki migracji nieregularnych w obszarze UE?
- Jakie jest pochodzenie ludzi migrujących nielegalnie do UE?
- Jakie są akty prawne, które regulują prawa migrantów nieregularnych?

## *Cel prezentacji:*

Analiza ruchów migracyjnych na terenie Europy z wyszczególnieniem migracji nieregulanych. Przedstawienie danych statystycznych związanych z zagadnieniem migracji i procedury azylowej.

# *Plan prezentacji:*

- *Przedstawienie pojęć*
- *Powody Migracji*
- *Kierunki Migracji*
- *Polityka Unii Europejskiej wobec migrantów*
  - *Akty prawne*
- *Nowe Fundusze Unii Europejskiej*
- *Podsumowanie*



# *Definicje. Różnice w nomenklaturze.*

Definicje oraz różnice między pojeciami:  
asylum-seeker, refugee, illegal migrant,  
irregular migrant (Irregular Foreign Resident,  
Irregular Foreign Worker)

An asylum-seeker is someone whose request for sanctuary has yet to be processed. National asylum systems are in place to determine who qualifies for international protection. - UNHCR

Uchodźcy to ludzie uciekający konfliktu lub prześladowań. Są one definiowane i chronione prawem międzynarodowym i nie może być wydalony lub zwrócić się do sytuacji, w której ich życie i wolność są zagrożone. - UNHCR



“the presence on the territory of a Member State, of a third-country national who does not fulfil, or no longer fulfils the conditions of entry as set out in Article 5 of the Schengen Borders Code or other conditions for entry, stay or residence in that Member State”

The term ‘irregular migration’ typically refers to the cross-border flow of people who enter a country without that country’s legal permission to do so. In contrast, the term ‘irregular migrants’ typically refers to the stock of migrants in a country who are not entitled to reside there, either because they have never had a legal residence permit or because they have overstayed their time-limited permit. As explained below, it can also refer to migrants who are legally resident but breaching the conditions

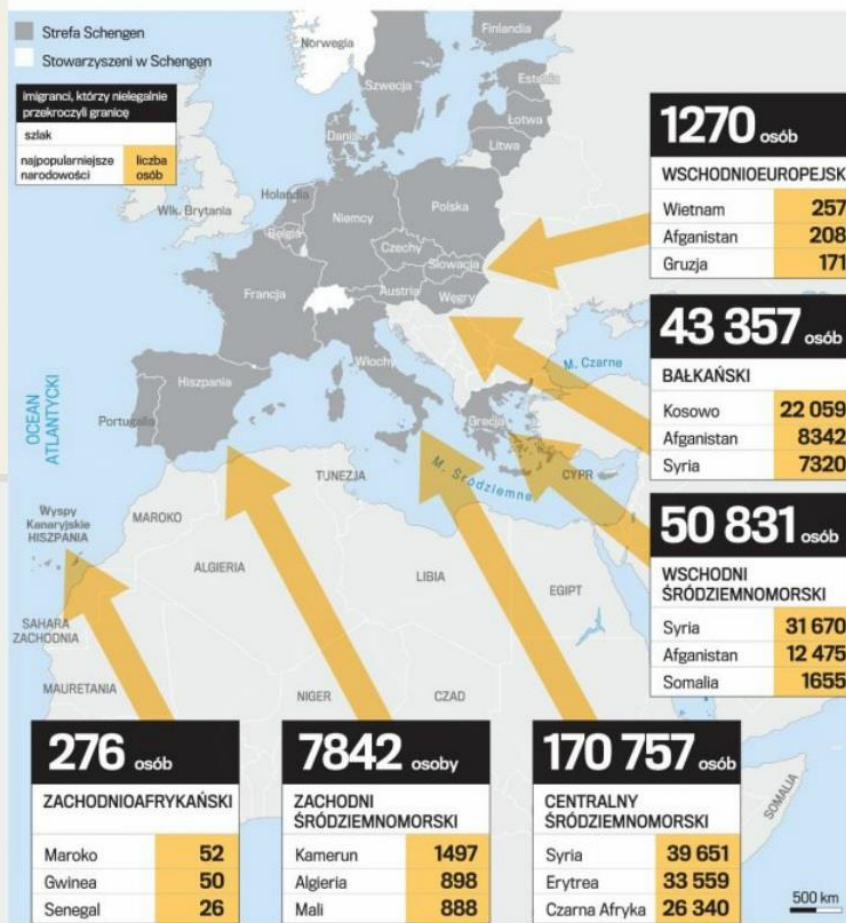
# *Powody migracji*

*Powody migracji nieregularnych:*

- ☒ *Bezrobocie*
- ☒ *Rosnące ceny żywności*
- ☒ *Korupcja*
- ☒ *Nepotyzm*
- ☒ *Zamieszki i wojny*
- ☒ *Brak tolerancji*
- ☒ *Prześladowania*

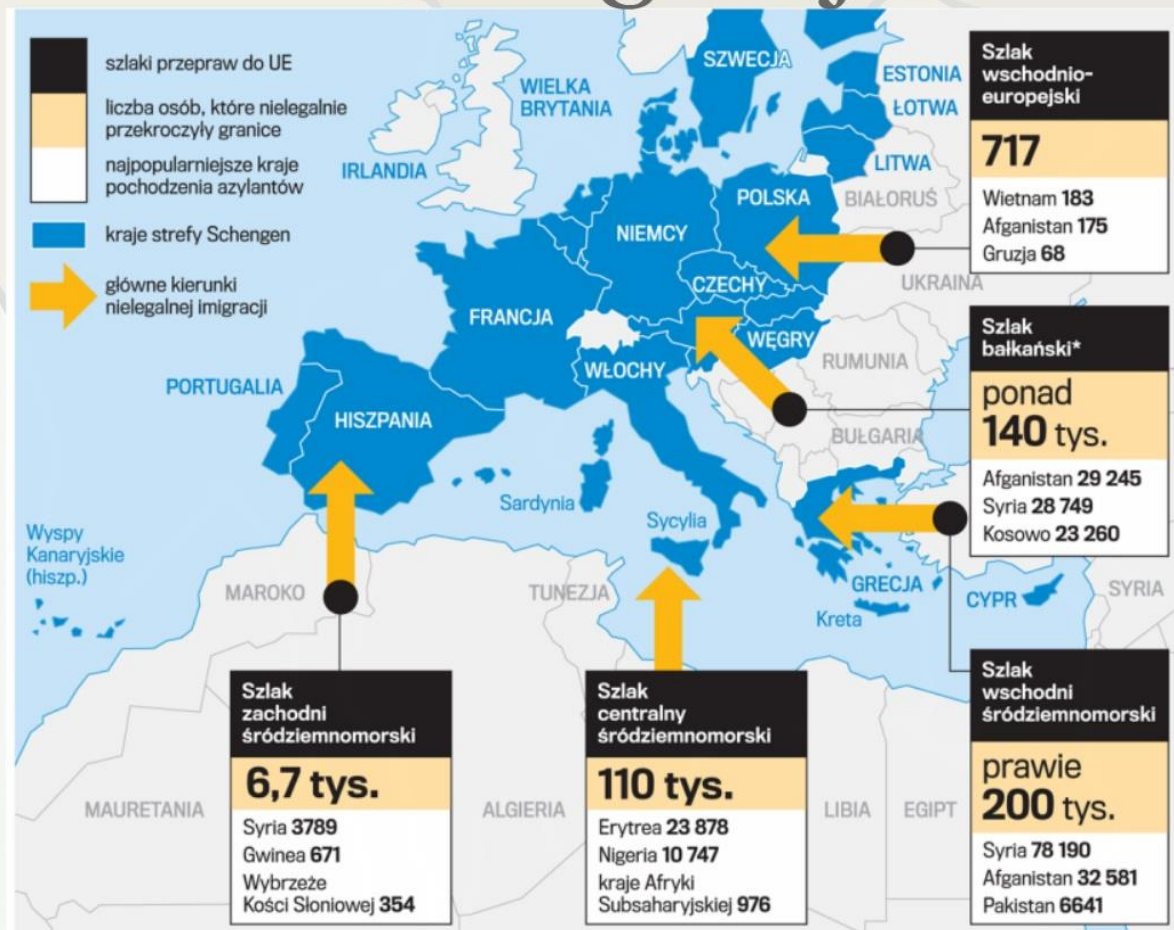
# Kierunki migracji 2014r.

## SZLAKI MIGRACJI DO EUROPY W 2014 R.



© GAZETA WYBORCZA

# Kierunki migracji 2015r.



\*wielu imigrantów na tym szlaku jest też uwzględnionych w danych dotyczących szlaku śródziemnomorskiego wschodniego - przyplłynęli do Grecji, a później przedarli się przez Macedonię i Serbię na Węgry

ŹRÓDŁO: FRONTEX, UNHCR

# Przedstawienie danych eurostatu

Przygotowanie wykresu dot. imigracji do UE  
obywateli spoza wspólnoty, na podstawie  
poniższych danych.

The screenshot shows the Eurostat website interface. At the top, there is a search bar with the text "Type a keyword, a code, a title..." and a search icon. Below the search bar, the breadcrumb navigation reads: "European Commission > Eurostat > Population (Demography, Migration and Projections) > Migration and citizenship data > Database".

The main navigation bar includes "News", "Data", "Publications", "About Eurostat", and "Help". Under the "Data" tab, there is a sub-menu for "POPULATION (DEMOGRAPHY, MIGRATION AND PROJECTIONS)" and "DATABASE".

The left sidebar contains a list of categories: "Statistics illustrated", "Overview", "+ Population data", "+ Births and fertility data", "+ Deaths and life expectancy data", "- Migration and citizenship data", "Main tables", "DATABASE", "+ Marriages and divorces data", "+ Population projections data", "Legislation", "Methodology", and "Publications".

The main content area displays a tree structure of data categories:

- Immigration (migr\_imm) [M]
  - ZIP Immigration by age and sex (migr\_imm8) [Updated]
  - ZIP Immigration by five year age group, sex and citizenship (migr\_imm1ctz) [Updated]
  - ZIP Immigration by five year age group, sex and country of birth (migr\_imm3ctb) [Updated]
  - ZIP Immigration by age, sex and broad group of citizenship (migr\_imm2ctz) [Updated]
  - ZIP Immigration by age, sex and broad group of country of birth (migr\_imm4ctb) [Updated]
  - ZIP Immigration by sex, citizenship and broad group of country of birth (migr\_imm6ctz) [Updated]
  - ZIP Immigration by sex, country of birth and broad group of citizenship (migr\_imm7ctb) [Updated]
  - ZIP Immigration by five year age group, sex and country of previous residence (migr\_imm5prv) [Updated]
- Emigration (migr\_emi) [M]
  - ZIP Emigration by age and sex (migr\_emi2) [Updated]
  - ZIP Emigration by five year age group, sex and citizenship (migr\_emi1ctz) [Updated]
  - ZIP Emigration by five year age group, sex and country of birth (migr\_emi4ctb) [Updated]
  - ZIP Emigration by five year age group, sex and country of next usual residence (migr\_emi3nxt) [Updated]
- Acquisition and loss of citizenship (migr\_acqn) [M]
  - ZIP Acquisition of citizenship by sex, age group and former citizenship (migr\_acq) [Updated]
  - ZIP Residents who acquired citizenship as a share of resident non-citizens by former citizenship and sex (%) (migr\_acqs) [Updated]
  - ZIP Loss of citizenship by sex and new citizenship (migr\_lct) [Updated]

The footer contains several sections: "News" (News releases, Release calendar, Themes in the spotlight), "Data" (Database, Statistics by theme, Statistics A to Z), "Publications" (Statistics Explained, Recent publications), "About us" (Overview, How to find us, Contact), "Opportunities" (Calls for tenders, Grants, Share), and the Eurostat logo with the European Commission logo.

# Zmiana populacji w UE i wybranych państwach na przestrzeni lat 2007-2016.

## Population change - Demographic balance and crude rates at national level

Last update: 13-12-2016

Table Customization [show](#)

TIME + GEO + Demographic Indicator  
Population on 1 January - total

	2007	2008	2009	2010	2011	2012	2013	2014	2015	2016
<b>European Union (28 countries)</b>	498,300,775	500,297,033 <sup>(R)</sup>	502,090,235	503,170,618 <sup>(R)</sup>	502,964,837 <sup>(R)</sup>	504,060,345 <sup>(R)</sup>	505,166,839	506,944,075 <sup>(RP)</sup>	508,401,408 <sup>(RP)</sup>	510,152,681 <sup>(RP)</sup>
<b>Belgium</b>	10,584,534	10,666,866	10,753,080	10,839,905	11,000,638 <sup>(R)</sup>	11,094,850	11,161,642	11,203,992	11,208,986 <sup>(R)</sup>	11,289,853
<b>Denmark</b>	5,447,084	5,475,791	5,511,451	5,534,738	5,560,628	5,580,516	5,602,628	5,627,235	5,659,715	5,707,251
<b>Germany (including former GDR)</b>	82,314,906	82,217,837	82,002,356	81,802,257	80,222,065 <sup>(R)</sup>	80,327,900	80,523,746	80,767,463	81,197,537	82,162,000 <sup>(R)</sup>
<b>Greece</b>	11,036,008	11,060,937	11,094,745	11,119,289	11,123,392	11,086,406	11,003,615	10,926,807	10,858,018	10,783,748 <sup>(RP)</sup>
<b>Spain</b>	44,784,666	45,668,939	46,239,273	46,486,619	46,667,174	46,818,219	46,727,890	46,512,199	46,449,565	46,438,422 <sup>(R)</sup>
<b>France</b>	63,645,065	64,007,193	64,350,226	64,658,856	64,978,721	65,276,983	65,600,350	65,889,148 <sup>(R)</sup>	66,415,161 <sup>(RP)</sup>	66,661,621 <sup>(R)</sup>
<b>Italy</b>	58,223,744	58,652,875	59,000,586	59,190,143	59,364,690	59,394,207	59,685,227	60,782,668	60,795,612	60,665,551
<b>Hungary</b>	10,066,158	10,045,401	10,030,975	10,014,324	9,985,722	9,931,925 <sup>(R)</sup>	9,908,798	9,877,365	9,855,571	9,830,485
<b>Austria</b>	8,282,984	8,307,989	8,335,003	8,351,643	8,375,164	8,408,121	8,451,860	8,506,889	8,576,261	8,700,471
<b>Poland</b>	38,125,479	38,115,641	38,135,876	38,022,869 <sup>(R)</sup>	38,062,718	38,063,792	38,062,535	38,017,856	38,005,614	37,967,209
<b>United Kingdom</b>	61,073,279	61,571,647	62,042,343	62,510,197	63,022,532	63,495,303	63,905,297	64,351,155	64,875,165 <sup>(R)</sup>	65,382,556 <sup>(RP)</sup>

# Asylum decisions - statystyczny obraz decyzji pierwszej instancji

First instance decision - a decision granted by the respective authority acting as a first instance of the administrative/judicial asylum procedure in the receiving country.

## First instance decisions on applications by citizenship, age and sex Annual aggregated data (rounded)

[migr\_asy]

Last update: 14-09-2016

Table Customization [show](#)

TIME	GEO	Country of citizenship
+	+	+
Sex	Age class	Extra-EU-28
+	+	+
Total	Total	Decision
+	+	+
Unit of measure		Total
+		+
Person		

	2008	2009	2010	2011	2012	2013	2014	2015
European Union (28 countries)	213,925	230,815	222,410	237,390	288,505	323,290	366,850	592,680
Belgium	12,950	14,365	16,230	19,810	24,495	21,390	20,335	19,420
Germany (until 1990 former b	19,245	26,760	45,300	40,280	58,605	76,165	97,275	249,280
Greece	29,580	14,350	3,455	8,670	11,195	13,080	13,305	9,640
Spain	5,125	4,480	2,785	3,395	2,595	2,365	3,620	3,240
France	31,760	35,290	37,610	42,215	59,810	61,715	68,500	77,910
Italy	20,220	23,010	11,275	24,100	27,280	23,565	35,180	71,345
Hungary	905	1,805	1,040	895	1,100	4,540	5,445	3,420
Poland	4,240	6,580	4,420	3,215	2,480	2,895	2,700	3,510
United Kingdom	23,775	31,090	26,660	22,950	21,995	22,445	25,815	38,070
Total	230,485	256,275	252,985	261,265	315,850	351,845	396,355	624,200

First instance decisions on applications by citizenship, age and sex Annual aggregated data (rounded)

[migr\_as]

Last update: 14-09-2016

Table Customization [show](#)

TIME  + GEO  +  
 Sex  + Age class  +  
 Total  + Total  +  
 Unit of measure  + Country of citizenship  +  
 Person  + Total positive decisions  +

	2008	2009	2010	2011	2012	2013	2014	2015
European Union (28 countries)	57,945	62,755	55,575	59,535	91,010	107,610	167,385	307,510
Belgium	3,505	2,905	3,510	5,075	5,555	6,280	8,045	10,475
Germany (until 1990 former b	7,870	9,765	10,445	9,675	17,135	20,125	40,560	140,910
Greece	55	165	105	180	95	500	1,970	4,030
Spain	275	350	610	990	525	535	1,585	1,020
France	5,150	5,050	5,095	4,615	8,645	10,705	14,815	20,630
Italy	9,735	9,060	4,300	7,145	22,025	14,390	20,580	29,615
Hungary	395	390	260	155	350	360	510	505
Poland	2,770	2,525	510	475	520	685	720	640
United Kingdom	7,090	8,395	6,490	7,235	7,845	8,550	10,120	13,950
<b>Total</b>	<b>65,830</b>	<b>73,295</b>	<b>68,700</b>	<b>70,010</b>	<b>100,480</b>	<b>119,780</b>	<b>187,730</b>	<b>327,815</b>

First instance decisions on applications by citizenship, age and sex Annual aggregated data (rounded)

[migr]

Last update: 14-09-2016

Table Customization [show](#)


TIME  + GEO  +  
 Sex  + Age class  +  
 Total  + Total  +  
 Unit of measure  + Country of citizenship  +  
 Person  + Rejected  +

	2008	2009	2010	2011	2012	2013	2014	2015
European Union (28 countries)	155,980	168,060	166,835	177,860	197,495	215,600	199,470	285,165
Belgium	9,445	11,460	12,720	14,735	18,940	15,110	12,290	8,945
Germany (until 1990 former b	11,375	17,000	34,855	30,605	41,470	56,040	56,715	108,370
Greece	29,525	14,185	3,350	8,490	11,095	12,580	11,335	5,610
Spain	4,850	4,130	2,175	2,405	2,070	1,835	2,035	2,220
France	26,610	30,240	32,515	37,600	51,165	51,010	53,685	57,280
Italy	10,485	13,950	6,975	16,960	5,255	9,175	14,600	41,730
Hungary	510	1,415	785	740	750	4,180	4,935	2,915
Poland	1,470	4,055	3,910	2,740	1,960	2,210	1,980	2,870
United Kingdom	16,685	22,695	20,170	15,715	14,150	13,895	15,695	24,115
<b>Total</b>	<b>164,655</b>	<b>182,980</b>	<b>184,285</b>	<b>191,255</b>	<b>215,370</b>	<b>232,065</b>	<b>208,625</b>	<b>296,385</b>





**Person granted authorisation to stay for humanitarian reasons** means a person covered by a decision granting authorisation to stay for humanitarian reasons under national law concerning international protection, taken by administrative or judicial bodies during the reference period.


v3.1.18-20160921-57  
DATA-EXPLORER\_I

[Explanatory texts \(metadata\)](#)
[Information](#)
[Download](#)
[Preview](#)
[Bookmark](#)
[Demo](#)

**First instance decisions on applications by citizenship, age and sex Annual aggregated data (rounded)** [migr]

Last update: 14-09-2016

Table Customization [show](#)

TIME: [dropdown] +  
 Sex: [dropdown] +  
 Total: [dropdown] +  
 Unit of measure: [dropdown] +  
 Person: [dropdown] +

GEO: [dropdown] +  
 Age class: [dropdown] +  
 Total: [dropdown] +

Country of citizenship: [dropdown] +  
 Extra-EU-28: [dropdown] +  
 Decision: [dropdown] +  
 Humanitarian status: [dropdown] +

GEO	2008	2009	2010	2011	2012	2013	2014	2015
European Union (28 countries)	11,330 <sup>(a)</sup>	10,865 <sup>(a)</sup>	9,790 <sup>(a)</sup>	10,525 <sup>(a)</sup>	21,630 <sup>(a)</sup>	12,505 <sup>(a)</sup>	15,710 <sup>(a)</sup>	22,080 <sup>(a)</sup>
Belgium	:	:	:	:	:	:	:	:
Germany (until 1990 former b	435	1,205	2,145	1,910	1,400	2,205	2,075	2,070
Greece	25	25	30	45	20	70	115	10
Spain	15	10	15	20	10	5	0	0
France	:	:	:	:	:	:	:	:
Italy	1,620	1,475	1,220	3,075	15,480	5,750	9,315	15,770
Hungary	160	155	70	10	40	5	20	5
Poland	1,510	65	230	170	290	370	295	120
United Kingdom	2,175	2,680	1,855	1,600	1,155	960	1,010	1,650
<b>Total</b>	<b>14,145<sup>(a)</sup></b>	<b>14,775<sup>(a)</sup></b>	<b>13,835<sup>(a)</sup></b>	<b>12,755<sup>(a)</sup></b>	<b>23,275<sup>(a)</sup></b>	<b>15,190<sup>(a)</sup></b>	<b>22,515<sup>(a)</sup></b>	<b>27,335<sup>(a)</sup></b>

# Dane dotyczące liczby wydanych decyzji pierwszej instancji dla uchodźców chronionych Konwencją Genewską

eurostat v3.1:18-20160921-5796-PI  
DATA-EXPLORER\_PROD

[Explanatory texts \(metadata\)](#)
[Information](#)
[Download](#)
[Preview](#)
[Bookmark](#)
[Demo](#)

**First instance decisions on applications by citizenship, age and sex Annual aggregated data (rounded)** [migr\_as]

Last update: 14-09-2016  
 Table Customization [show](#)

TIME: [ ] +  
 Sex: [ ] +  
 Total: [ ] +  
 Unit of measure: [ ] +  
 Person: [ ] +

GEO: [ ] +  
 Age class: [ ] +  
 Total: [ ] +

Country of citizenship: [ ] +  
 Extra-EU-28: [ ] +  
 Decision: [ ] +  
 Geneva Convention status: [ ] +

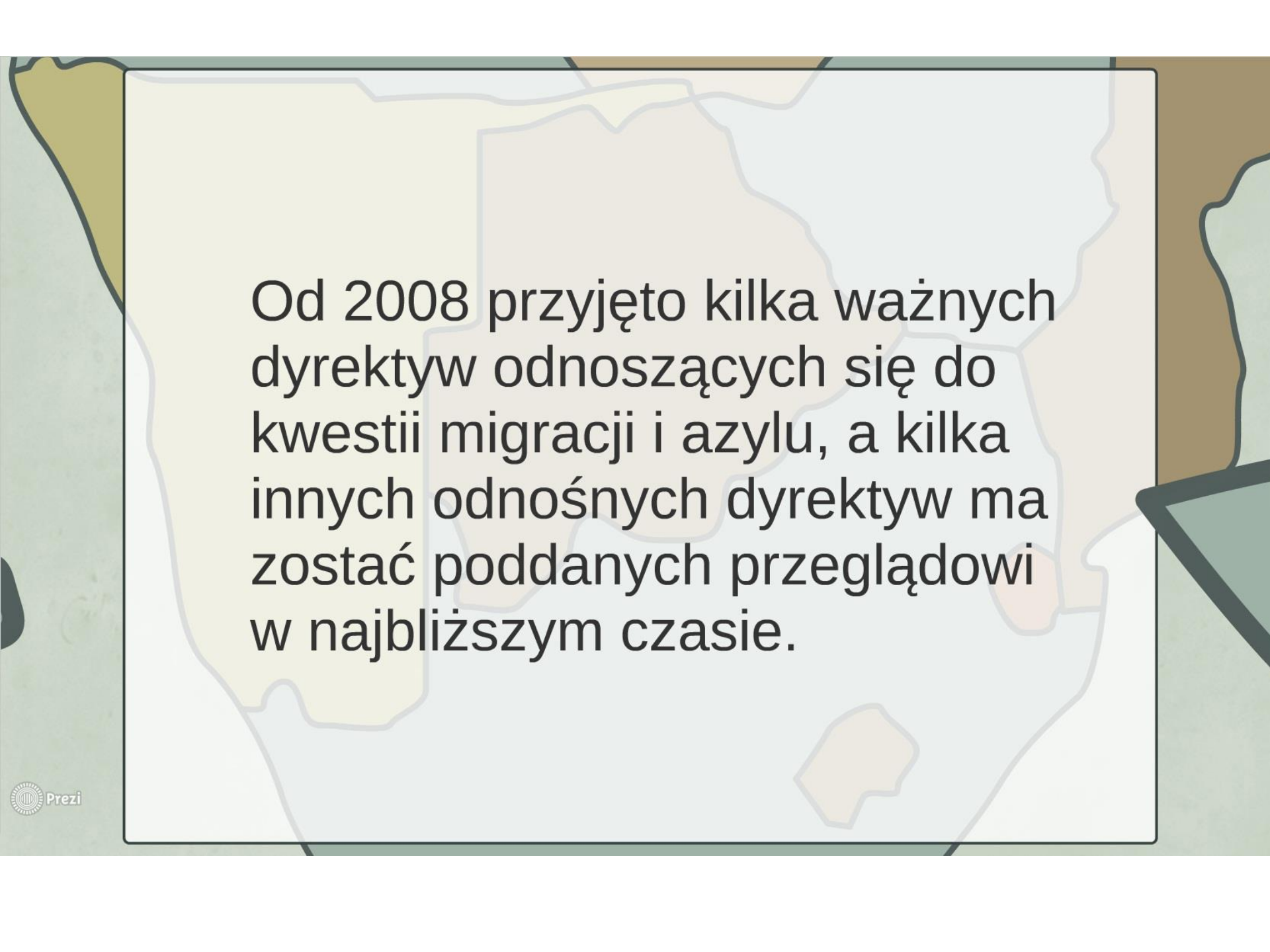
	2008	2009	2010	2011	2012	2013	2014	2015
<b>European Union (28 countries)</b>	27,285	27,815	27,080	29,035	37,985	49,670	95,380	229,460
Belgium	3,035	2,425	2,700	3,810	3,985	3,910	6,460	8,825
Germany (until 1990 former b	7,310	8,155	7,755	7,100	8,765	10,910	33,310	137,135
Greece	15	35	60	45	30	255	1,270	3,665
Spain	150	180	245	335	230	205	385	220
France	4,475	3,910	4,080	3,340	7,070	9,140	11,980	16,790
Italy	1,805	2,250	1,615	1,805	2,050	3,080	3,640	3,575
Hungary	170	170	75	45	70	175	240	145
Poland	185	130	80	155	85	195	260	350
United Kingdom	4,780	5,595	4,495	5,515	6,555	7,525	9,000	12,175
<b>Total</b>	<b>30,450</b>	<b>32,075</b>	<b>33,440</b>	<b>35,530</b>	<b>44,125</b>	<b>57,280</b>	<b>105,130</b>	<b>241,190</b>



# *Akty prawne*

- **1.** "Plan zwalczania nielegalnej migracji oraz handlu ludźmi na obszarze UE" (2002r.)
- **2.** Rozporządzenie (2005r.)
- **3.** "Globalne podejście do migracji i mobilności" (2011r.)
- **4.** Wytyczne strategiczne (2014r.)
- **5.** Nadzwyczajne posiedzenie Rady Europejskiej ( 2015r.)
- **6.** Oświadczenie UE-Turcja (2016r.)



A stylized map of Europe is visible in the background, rendered in light colors (pale yellow, light blue, and light green) with dark outlines. The map is centered behind the text.

Od 2008 przyjęto kilka ważnych dyrektyw odnoszących się do kwestii migracji i azylu, a kilka innych odnośnych dyrektyw ma zostać poddanych przeglądowi w najbliższym czasie.

# Nowe Fundusze Unii Europejskiej

- Fundusz Azylu, Migracji i Integracji (AMIF)
- Fundusz Bezpieczeństwa Wewnętrznego

# *Podsumowanie*

# *Bibliografia*

<http://www.unhcr.org/>

<http://www.migrationobservatory.ox.ac.uk/>

<http://eur-lex.europa.eu>

<http://irregular-migration.net/index.php?id=186>

<http://ec.europa.eu/eurostat/statistics-explained>

<http://ec.europa.eu/eurostat>

Handbook of Research Methods in Migration  
pod redakcją Carlos Vargas-Silva